



# Make

# Contact - connect

partnerships in youth work

T R U S T

P A R T N E R S H I P

S H A R E

H A R M O N I Z E

N E T W O R K

C O L L A B O R A T E

S U P P O R T

W O R K



## **Why „Make contact - connect“?**

Through the implementation of this project, we want to see new partnerships in the youth sector, based on an understanding of all project participants about the importance of their organizations in the youth sector in Europe. Our desire was that all participants and partner organizations find their importance in relation to giving support for young people, as well as opportunities to improve ways and models in partnership with others in Europe who are working with young people.

Aware that many organizations in the field of youth work still do not see the benefit of partner projects, or they are inaccessible or complicated for them, with this project we aim to raise awareness that the synergy of different resources (competencies, skills, experience, resources, methods, and models of work) is extremely important for equalizing opportunities for different groups of young people as well as raising the quality of life of young people in different countries of Europe. We want to raise awareness that international partnerships are important and achievable.

What we also want is that project ideas created within of this project are realized by selected partners, are creating new one's programs and activities for young people in their countries, but also by their example motivating others to partnerships in the youth sector.

## **What can you find in this booklet?**

In this booklet you can find the ID of 10 organization from all over Europe, you can look through methods which they use in youth work and at the end of the booklet you can read project ideas created on the seminar. On the seminar we created 4 project ideas, with different partners on them, we have planned for 2 more projects, and in October 2018 we applied already 2 new ideas. So in total, we can say 8 projects/idea/plan.



# introduction



## MAKE CONTACT - CONNECT

### MAIN ACTIVITY

The main activities of the project were held during a six-day event that was held in Croatia, Pirovac from 10 to 16 June 2018.

### AIM

The aim of the project is to foster interconnection, networking, and exploration of opportunities for joint partnership projects in the field of youth work between youth associations from program and partner countries (10 of them).

### TARGET GROUP

The target group of the project are representatives (20) from youth organizations that represent 9 countries in Europe. The main applicant is PRONI Centre for Social Education, which, in cooperation with partners, implemented the project over a period of 10 months, from 01.02. to 30.11.2018.

The project "Make contact - connect" is co-financed by European Union - ERASMUS+ program with 15.886,00 Euro.

# the main activity enabled

-  mutual acquaintance and exchange of knowledge, experiences, and methods in working with young people from different organizations in Europe better understanding of youth needs and problems in different countries of Europe
-  getting to know the national and European international context of youth work and opportunities for young people in Europe
-  creation of new concrete partnerships in the field of youth work
-  development of concrete project ideas
-  development of concrete partners' action plans





**participating  
organizations**

# All-Ukrainian Association for Youth Cooperation “Alternative-V”

## country, city

Ukraine, Kyiv

## about organization

All-Ukrainian Association for youth Co-operation “Alternative-V” - is a non-political, non-profit non-governmental organization, founded in 1992. The Association obtained all-Ukrainian status in 1999.

## aims

Alternative-V was created to facilitate co-operation between youth organizations, to involve Ukrainian young people in programs on the national and international level in the fields of education, culture, ecology, historical heredity protection, and helping disadvantaged people. Alternative-V wants to contribute to the development of a more peaceful society, decrease of social injustice, and promote active citizenship.

## field of work

- Volunteering
- Project management
- Anti-bullying
- Advocacy
- Conflict resolution
- Peacebuilding

## programs

- Youth exchanges
- Volunteer projects
- NFE
- Camps

## target group

- Youth
- Teachers
- Youth workers

## resources

- Trainers
- Volunteers

## contact

Holosiivska Street, 13  
Kyiv, Ukraine  
alternative.v@gmail.com  
www.alternative-v.com.ua  
Tel: +380442792562



# Association for volunteerism Skopje

## Volonterski centar Skopje

### country, city

Skopje, Republic of Macedonia

### about organization

Volunteers Centre Skopje is a non-governmental organization founded in 2006 by former EVS volunteers. Our organization is accredited with sending and receiving EVS volunteer.

### aims

The main goal of the Volunteers Centre Skopje is to connect young people on various grounds regardless of their national, racial, religious, political and economic status.

VCS Skopje as an active information and opportunities provider for volunteering and non-formal education on a local and international level, bringing the European funds and programs to the youth, promoting youth to participate in the decision-making process, and improving the standard of living for youths.



### target group

- Youth
- Youth workers

### field of work

- Developing Volunteerism
- Non-formal education
- Youth information

### resources

- EVS volunteers
- Office in Skopje
- Local Newspaper

### programs

- VOICES
- Erasmus+
- Local workshops

### contact

Emil Zola Str 3/3-1  
Kisela Voda, Skopje  
[www.vcs.org.mk](http://www.vcs.org.mk)  
[ivana@vcs.org.mk](mailto:ivana@vcs.org.mk)  
+38922772095

# Centar za Omladinski Rad (CZOR)

## Center for Youth Work

### country, city

Serbia, Novi Sad

### about organization

Created in 2001, CZOR is an organization of resources, and operates at the local, provincial, national, regional, European level, and participates in certain world movements and initiatives.

### aims

Young people are a resource of our society and equal partners in building a local community. Young people need to be provided with a systemic support and healthy environment in order to encourage their growth and development.

Young people have the right to quality services, and the duty of youth policy stakeholders is to provide them with those services we achieve more effective results with long-term strategic partnerships.

### field of work

- Direct youth work
- Education
- Youth policy

### programs

- Mobile youth club
- Fake free program
- Developmental youth work

### resources


- 17 years of experience in youth work and youth policy
- International, national and local partners
- A dedicated team of youth workers
- Experience in the education of youth workers
- Child protection training and policies

### target group

- Young people
- Youth workers
- Policy makers

### contact

Narodnog fronta 35/28  
21000 Novi Sad, Serbia  
(+381) 21 261 85 97  
czor@czor.org  
www.czor.org



**CENTAR ZA  
OMLADINSKI RAD**

# ARCI Nuova Associazione

## Circolo Territoriale di Chieti

### country, city

Italy, Chieti

### about organization

Established in 1957, ARCI operates through a network of social clubs throughout Italy. The Territorial Club of ARCI Nuova Associazione is a non-profit organisation, founded in 2002 by a team of youth workers, facilitators and trainers with experience in the framework of international youth projects and in work with young people coming from disadvantaged and marginalized conditions. From 2009 it is one of the organisations that started a project and methodological path called O.R.A. (Observe, Rethink, Act) that involves several European partners and in July 2014 founded a European Network called "ORA".

### aims

ARCI promotes, coordinates, and carries out several projects that focus on social development, creating cultural awareness, promoting of Human Rights and sustainable development issues, fostering respect for diversity, raising anti-fascism and anti-racism consciousness, and encouraging active citizenship and participation.



### target group

- Youth
- Schools
- Youth centers

### resources

- ARCI's team - youth workers, educators and trainers

### programs

ARCI Chieti mainly worked through programs Youth, Youth in Action and Erasmus+. At the local level, we used special funds for cultural and social activities organising workshops, video production, language courses, book presentations and cultural events.

### contact

ARCI Chieti, Via Porta Pescara, n°3 - 66100 Chieti/ITALY  
circoloarcichieti@yahoo.it  
www.facebook.com/arci.officine  
phone and fax: +39 0871 500522

### field of work

- Art and creative expression
- Cinema and Literature
- Music and dance
- Sustainable Development and Tourism
- Education
- International projects
- Non-Formal Education
- ORA Network

# GSM Gençlik servisleri merkezi derneği

## country, city

Turkey, Ankara

## about organization

GSM, established 1985 in Ankara to contribute personal, social and cultural development, active participation of young people in social and economic life. GSM considers the youth to be the source and the most dynamic fraction of society and believe that their active participation to the social life contributes to the continuity and development of the democratic social infrastructure.

## aims

The organization's activities focus on fostering a common understanding of peace, friendship, and intercultural learning among youth coming from different cultural backgrounds. GSM also sponsors intercultural youth activities that give youth the space to share their own experiences and cultural richness, helping youth break down prejudices.

## field of work

- International Voluntary Workcamps
- Capacity building for organizations
- International Youth Projects



## target group

- Teenagers (ages 14 – 17)
- Young people (ages 18 – 30)
- Family groups (ages 30 – 99)

## programs

- EVS
- NGO capacity building seminars
- Erasmus+ (Youth Exchange)

## resources

- Work possibility for people with mental impairment
- Language courses
- International projects

## contact

Bayindir Sokak 45/9 Kizilay

Ankara, Turkey

[www.gsm.org.tr](http://www.gsm.org.tr)

Tel: +903124171124

[alp@gsm.org.tr](mailto:alp@gsm.org.tr)

# MKC Slovenj Gradec

## Youth Cultural Center

### **country, city**

Slovenia, Slovenj Gradec

### **about organization**

MKC Slovenj Gradec was established in 2004 by the Slovenj Gradec Urban Municipality. The center is a venue for youth culture with programs that cover various arts disciplines, educational activities, and entertainment as well as international co-operation (European voluntary service, youth exchange, etc). Offers a range of youth club activities: concerts, music productions, festivals, exhibitions, literary meetings, and workshops (music, rhetorics, etc).

### **aims**

MKC hosts a variety of activities: promoting cultural dialogue, fostering social cohesion, promoting the inclusion of youth people with fewer opportunities, and using various forms of cultural expression to reach young people.



### **field of work**

- Art
- Dance
- Music
- Sports

### **target group**

- Youth

### **programs**

- Slovenj Guide (tour guide for youth)
- Youth exchange
- EVS
- Training courses

### **resources**

- Youth hostel  
60 beds, lecture halls, outside area, and computer room.
- 10 – 15 volunteers

### **contact**

Glavni trg 1,  
Slovenj Gradec  
[www.mkcsg.si](http://www.mkcsg.si)  
[mitja.javornik@slovenjgradec.si](mailto:mitja.javornik@slovenjgradec.si)  
Tel: +38628846293

# Međunarodno udruženje "Interaktivne otvorene škole"

## MIOS

### **country, city**

Bosnia and Herzegovina, Tuzla

### **about organization**

Since 2004 MIOS has worked successfully on the development of open schools while constantly emphasizing that children are the key actors in the process of school transformation into open schools in the community.

### **aims**

MIOS activities center on the improvement of open schools' development with the principles of openness, tolerance, and innovations; improvement of learning and teaching processes where children will learn about creativity, communication, build an interest for democratic living and community inclusion, as well as the active democratic participation of parents and the local community. MIOS strives to be defined as an agency for an open schools development and professional improvement of the teachers.



»INTERAKTIVNE OTVORENE ŠKOLE«  
MEĐUNARODNO UDRUŽENJE

### **field of Work**

- Education
- Communication
- Comunity development

### **programs**

- Programs of advance education
- Training for teachers and trainers
- AFLATOUN - Program of social and financial education – formal an non-formal education.
- International Quality Standards for Community School

### **target group**

- Teachers
- Schools
- Students
- Parents

### **resources**

- Training center
- Trainers/Consultants
- Network of schools
- International Partners
- Training programs
- Social enterprise

### **contact**

Pozorišna 13, Tuzla  
www.ioskole.net  
muios@bih.net.ba  
Tel: +38735362900

# PRONI Center for Social Education

## PRONI

### country, city

Croatia, Osijek/Vukovar

### about organization

PRONI was founded in 1998 with a focus on youth, respecting differences in ethnical background, religion, culture, gender, and race. The organization engages in supporting the personal development of young people through strengthening their individual capacities to respond and deal with the challenges they face in the transition to adulthood in society.

### aims

PRONI's activities involve: advocating for supportive youth policies and structures of the public sector; creating and implementing programs or actions for youth; and organizing appropriate and quality educational programs.

The organization's activities also focus on building partnerships and fostering cooperation with different actors (stakeholders) – youth NGOs, other civil society organizations, local, regional and national authorities.

### field of Work

- Youth informing
- Development of youth information centers
- Nonformal education
- Youth policies

### programs

- Education/training
- Youth work
- Social entrepreneurship
- Full social development
- Influence on public policy and civic activism

### target group

- Youth (15 – 30)
- Professionals working with youth
- Individuals involved in the creation of policies and legislation

### resources

- 3 offices
- 3 Youth Info Centers
- Training Team
- Training Center
- ŠALTER Program
- 10 employee

### contact

Kralja Zvonimira 15  
Osijek, Croatia  
osijek@proni.hr  
www.proni.hr



# Unternehmergeellschaft haftungsbeschränkt Roter Baum Berlin

## **country, city**

Germany, Berlin

## **about organization**

"Roter Baum" Berlin, a non-profit company with limited liability, is an association of the Youth Organization "Roter Baum" (registered association). The organization was founded to help youngsters in Berlin and operates in various areas of youth work as an authorized provider of social service for youth. "Roter Baum" Berlin believes that every individual is valuable and must have a chance to realize their own potential regardless of their ethnic, social, and cultural background.

## **aims**

"Roter Baum" Berlin engages in activities to make the world a better place through educating young people, providing them with competences, and improving the conditions of youth and families that are in danger of various forms of social exclusion.



## **field of work**

- Youth
- Social Work

## **programs**

- Youth education

## **contact**

info@roter-baum-berlin.de  
www.roter-baum-berlin.de

## **target group**

- Youth
- Youth Families
- Youth Workers

## **resources**

- Youth Center
- Family Center
- Mobility Center for International Cooperation

# Zdravo da ste Hi Neighbour

## **country, city**

Bosnia and Herzegovina, Banja Luka

## **about organization**

Zdravo Da Ste / Hi Neighbour is a local, non-governmental, non-profit organization officially registered in 1996. performing its activities in the area of Republic of Srpska, Bosnia and Herzegovina and within several regional initiatives. Programs of the organization are realized through the work of Youth center in Banja Luka and wide network of associates who are organizing various activities in their local communities.

## **aims**

Hi Neighbour's activities focus on the right of development of each person through the implementation of group activities and promoting the active participation of children and youth.

## **field of work**

- Child rights
- Youth programs

## **programs**

- Education on child rights;
- Youth club
- International cooperation
- Non-formal education
- Volunteerism and activism
- Healthy lifestyles
- Environment
- Prevention of violence against children
- Establishing youth centers in other local communities

## **contact**

[www.zdravodaste.org](http://www.zdravodaste.org)  
Tel: +387 51 218 363  
[oc@zdravodaste.org](mailto:oc@zdravodaste.org)  
[info@zdravodaste.org](mailto:info@zdravodaste.org)  
[facebook.com/zds.centar](https://facebook.com/zds.centar)

## **target group**

- Children
- Youth
- Adults

## **resources**

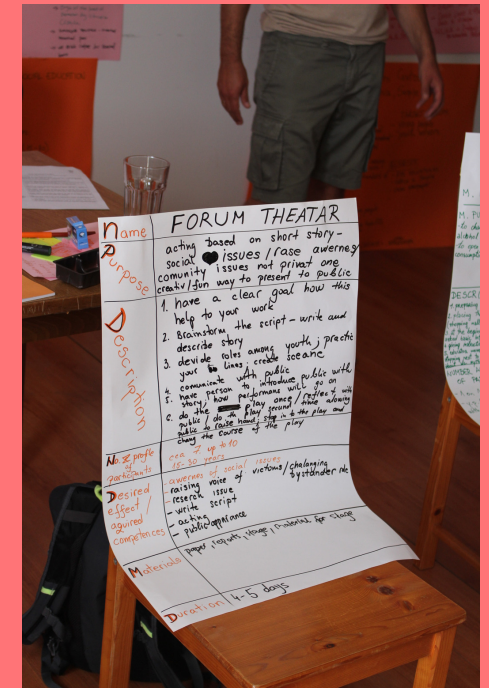
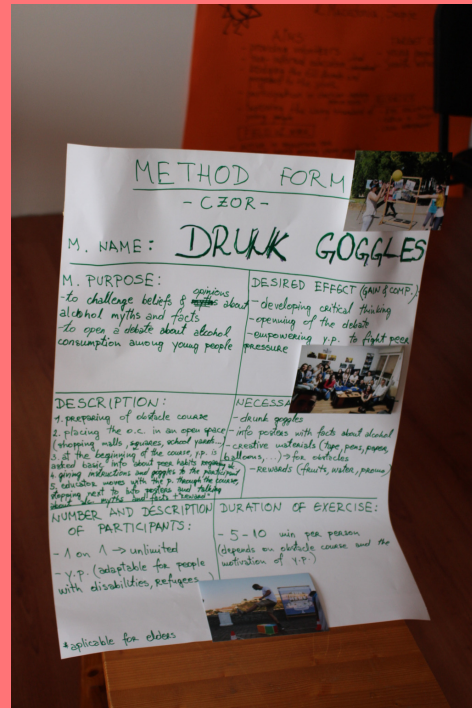
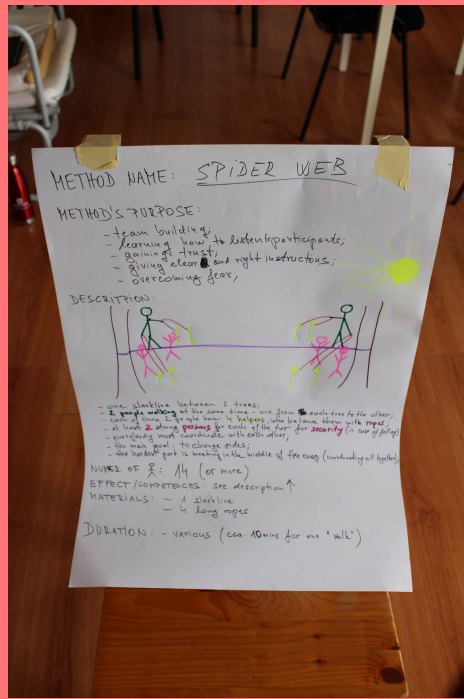
- Networks M.O.C.A.R.T, ORA
- Access to professional musicians, artist, social workers, youth workers, psychologists, dancers
- Partnerships with organizations at the local and international levels
- Technical and logistics support
- Head office and youth center



Здраво да сте  
Hi Neighbour



**methods**



**method name and duration:**  
**decision tree, 65 min**



**method's purpose:**

To choose the best solution/ idea for the problem



**description of the method:**

1. To make groups of 4-6 people
2. Present problem
3. Each group writes the list of possible solutions/ideas for the problem.
4. When the list is ready each group present choose 3 the best from list
5. Presentation of ideas. Trainer make a list
6. All group voting for best ideas. At the end should be 3.
7. Each group receive the special form and have 20 minutes to write + and - on this form
8. Presentation of results
9. Common decision



**desired effect:**

Common decision



**number and description of participants:**

High school pupils and students  
Up to 25 participants



**necessary materials:**

Papers, form, markers

**method name and duration:  
speed dating, 12 - 60 min**



➤ **method's purpose:**

The aim of this method is to give people a chance to talk to each other and to include all possible variations. It can be used as an icebreaker with given questions, getting to know each other game, making partnerships activity with presentation prepared before by each participant etc.

➤ **description of the method:**

Participants have limited time (depends on the purpose and number of people) to talk to each other. Usually, chairs are set in 2 circles, facing each other and participants that sit in the inner circle stay in their places while the others move to their right. But, it can be done while standing, in pairs etc., be creative!

➤ **desired effect:**

Every participant is included and gets to talk with all the others, exchanging fun facts, stories, or presenting ideas.

➤ **number and description of participants:**

The number of participants is not limited, but it is best for a group larger than 12 people.

➤ **necessary materials:**

A stopwatch is necessary. Other stuff is up to you. If it's an icebreaker the facilitator has to prepare questions upfront; for an ideas exchange activity, the participants should prepare a short plan what are they going to talk about and to adapt it depending on the person in front of them.

**method name and duration:**  
**wall of success , 12 - 60 min**



**method's purpose:**

The aim of this method is to show that people that come from different backgrounds had different opportunities and obstacles in their life, therefore someone was closer to their success than other. Also, it shows, that in the rush to achieve our personal goals, we tend to forget about our closest connections and people around us.



**description of the method:**

All participants stand in one line and they hold their hands. The facilitator should create a relaxed atmosphere, participants should be concentrated and serious. In front of them is the wall of success. The facilitator reads the questions/statements and according to them the participants should move one step forward, backward or stay in the same position (keep holding hands). When the facilitator ends with the questions, she/he tells them to run to the wall of success. Here often happens that people let go of their hand in order to get faster (and be first) to the wall of success and some people stay behind. This is followed by a discussion about their feelings, actions and reasons for them during the exercise. Also, the facilitator explains and connects this activity with real life and our connection with people.



**desired effect:**

Participants gain awareness about changes and obstacles that different people have because of their backgrounds and it shows the advantages and disadvantages that people face in life.



**number and description of participants:**

The number of participants should be from 15-30, and it should include different profiles of people. It is the best if participants are close in age, in range of 10 years difference the most.



**necessary materials:**

Wide space, wall, prepared questions (they can be only read by the facilitator, but the effect is better if they are shown on projector)

**method name and duration:**  
**drunk goggles, 5 – 10 min per person**



**method's purpose:**

To challenge the beliefs and opinions of young people about alcohol myths and facts.  
To open a debate about alcohol consumption among young people.



**description of the method:**

1. Peer educators are the ones implementing the activity. They must first be educated on this topic.
2. The course is prepared in a public space (square, mall, schoolyard etc.) and it can be done as a line created with tape or it can consist of some objects placed on the ground. There should be several info points marked with an X, with information regarding alcohol and alcohol consumption.
3. Educators motivate young people with the introductory part, where they ask a young person about peer habits regarding alcohol. After, they provide the participant with instructions and drunk goggles.
4. A young person starts walking with drunk goggles on and educator follows him/her all the way through the course. They stop at info points, where participant read info posters with goggles and tries to fulfill tasks at hand. For example: texting a friend, picking up coins, drawing something etc.
5. When reaching the end of the course, the participant has a final discussion with the peer educator where s/he share his/her experience and gets a reward: an apple, water, promo materials etc.



**desired effect:**

Development of critical thinking, debating on alcohol myths and empowering to fight peer pressure.



**number and description of participants:**

An unlimited number of participants. It's required to participate individually.  
Some activities can be made for a pair or a group of people. (Example: Balloon throwing.)



**necessary materials:**

"Drunk" goggles, information posters about alcohol, creative materials: tape, pens, papers, balloons, etc.  
Rewards: fruit, water, promo materials (t-shirts etc.)

**method name and duration:**  
**mobile youth club, from couple of hours to a whole day**



**method's purpose:**

To create a safe environment and bring leisure time activities to young people with fewer opportunities (young people from rural areas, young refugees etc.)



**description of the method:**

A branded van is packed with board games, different creative materials, musical instruments, sports props. Educated volunteers go with the van to rural areas, suburbs, refugee camps or any other places where young people don't have the opportunity to fill their free time with quality activities. Once there, volunteers organize different activities for local young people with materials brought.



**desired effect:**

Builds a greater degree of understanding and acceptance of diversity, intercultural learning, tolerance and solidarity with the local population.

Motivates locals to get involved in youth work programs and activities.

Building local youth volunteer structures to organize integrative activities for child/refugees/migrants/young people with fewer opportunities.

Improving the quality of life for young people in Serbia with a focus on their free time.



**number and description of participants:**

Depends on number of activities brought, it can be unlimited.



**necessary materials:**

- Van
- Board games
- Creative materials
- Sports props (balls, goals, table football etc.)

## method name and duration:

**environmental educational path (EEP), from 1 day up to your entire life**



### **method's purpose:**

The main aim is to benefit at different levels creating/restoring the bridge between urban and natural environment.

The EEP is important because it can enrich the sensibility of the people to protect and manage sustainable natural resources, which are crucial for a healthy lifestyle of themselves and the next generations.

It is an opportunity to improve the inclusion and participation of the people as individuals and as a community through the creation of new job opportunities and promotion of the local production.

As the main aim, the EEP helps people to deeply understand all the existing processes in nature in order to create aware citizens who could develop discussions and positive reactions for overcoming issues.



### **description of the method:**

Environmental Educational Path (the EEP) is a path that can be placed in urban\natural protected or nonprotected areas with interactive educational dynamics and different types of activities regarding fundamental ecology and its environmental contents.

An EEP consists of:

- didactic informational panels
- different points of interest
- interactive activities and games
- indication signals
- brochures
- maps
- guides
- info point\nvisitor centre

### Preliminary steps

- First, it is necessary to make an analysis of the context/area checking and choosing the best place to set up an E.E.P.
- Choose a theme for the E.E.P. and start to write a document with the general ideas, goal and business plan.
- Contact the local management of the place presenting the project.
- Contact the local authorities/institutions (see tips)
- Contact the local community (NGOs, local producers, committee of citizens, etc.)
- Found raising (private/public, local, regional, national, European, etc.)

After this first part, it's time to start designing and planning in a more detailed way your E.E.P.

### Planning/designing

- Collect information about the natural elements of the environment/selected areas
- Organize meetings to plan activities, workshops, methodologies
- Find/buy tools and materials

### Ready to go

- Create a working group
- Present the project
- Do team building activities, share experiences, skills and backgrounds among the participants
- Research about the place and environmental elements presented in the areas
- Brainstorm, have discussions and select the ideas

## OBSERVE

- observe the place, by walking through it
- mark and choose the possible points of interest

## RETHINK

- create a map in order to connect different points
- plan the possible activities, information and infrastructures, try to set them along the E.E.P.
- Organise a plenary discussion about “what” and “how” has been re-thought

## ACT

- Make the selection of the actions
- Check the materials and tools that you need
- Build info-panels, indication signals, tools and structures, and write the information on them
- Create games and activities, (e.g. role-plays, specific dynamics)
- test the path

## PROMOTION

- Try to organize a public event and invite i.e. media, NGOs, authorities, local communities, schools, etc.
- Produce promotional materials (brochures, info-points, guides websites, social networks)

## POST PRODUCTION

- Have in mind that O.R.A-methodology is a never-ending process. The EEP is never finished, it can always be improved and developed.



### **number and description of participants:**

Group generally ( 10, 15 people). No age limit.



### **necessary materials:**

Portable garden materials, pallet, umbrellas, cans or other recycled materials, stones, wood etc.

**method name and duration:**  
**ideas box, 45 - 60 min**



**method's purpose:**

Push everyone to talk



**description of the method:**

- One topic is chosen
- Participants write their ideas on paper
- Put all ideas in box
- Take one by one paper from box and discuss 2 minutes each ideas in group



**desired effect:**

Collect all ideas, include all to participate



**number and description of participants:**

Teen and adult, up to 20 people



**necessary materials:**

Empty box, small note papers, pens

## method name and duration: spider web, depends on the participants



### **method's purpose:**

Team building, learning how to listen, learning how to give clear instructions, gaining trust, overcoming fear



### **description of the method:**

One slack line placed between two trees (altitude around 1m)

Two people walking on the slackline at the same time, each starting from one tree. The goal is to walk from one tree to the another.

The hardest part is successfully meeting with the other person in the middle and walking over/under/ beside her/him to change sides. Each of the two people walking has four helpers, who help with the balance using long ropes which person holds in his/her hand.

Each of the two persons walking on the slackline needs at least two (preferably strong) persons who'll walk beside her/him for security – making sure to catch her/him in case of fall.



### **desired effect:**

This is a really good method for gaining trust among a group of strangers, especially useful if this group has to go together on a longer hike or something similar.

By successfully accomplishing assignment participants gain self-esteem – proving that they can both walk the slack line and help others with their walk.



### **number and description of participants:**

- +14 participants

- 2 walking 8 helpers for balance (4 for each walker) 4 guards for security (2 for each)



### **necessary materials:**

- 1 slackline

- 4 longer ropes

## method name and duration:

# it's the end of the world as we know it, depends on the final discussion



### method's purpose:

It's a nice intro activity into topics dealing with stereotypes and it makes participants realize we all have some stereotypes, even if we think we don't.



### description of the method:

The story is told to participants: A giant asteroid is going to fall on Earth and destroy us all. There is a spaceship that will successfully escape the orbit before that happens and there's space for 3 people on it. Scientists have gotten 10 applications, but they are incomplete because the asteroid is disturbing the signal.

These are all the information we got:

- 1) Someone who works in police
- 2) Someone who was in jail
- 3) Someone with Gold Olympic Medal.
- 4) Someone who is unemployed
- 5) Someone who is a female
- 6) Someone who is a gypsy
- 7) Someone who is a doctor
- 8) Someone who is from Africa
- 9) Someone who is a priest
- 10) Someone who is a CEO

You have 3-5 minutes to decide which 3 of these will enter the spaceship and survive the end of the world. Each team then presents their conclusion – you count the results of all teams together.

The scientists have just now received additional informations from the applications:

- 1) She works in the traffic department of the police.
- 2) Was in jail because a small amount of marihuana.
- 3) Someone with Gold Olympic Medal from Paralympics.
- 4) Someone who is unemployed and has a PhD in science.
- 5) Woman is 80 years old. // Woman is a lesbian.
- 6) Gypsy has a medical education.
- 7) The doctor is a plastic surgeon
- 8) Person from Africa is Caucasian.
- 9) Someone who is an Orthodox Jewish // Islamic priest
- 10) Someone who is a CEO of clothing factory in Bangladesh.

You have an additional 1-3 minutes to decide if you want to change your picks and with whom.

Each team again presents their conclusion – you count the results of all teams together and evaluate the whole activity and the process of choosing the candidates.



### **desired effect:**

This method is used for activities connected to stereotypes and can be used for different kind of specific stereotypes simply by changing the features of the 10 candidates.



### **number and description of participants:**

A bigger group of participants, split at least into 3-4 smaller groups with 4-5 participants.



### **necessary materials:**

A board/poster to write all the applicants' features on and to count all the votes  
Some papers and pens for all the groups to write their conclusions

## method name and duration: forum theater, 4 - 5 days



### **method's purpose:**

Acting based on the short story – social issues/raise awareness/community issues, not a private one.  
Creative and fun way to present to the public.



### **description of the method:**

1. Have a clear goal how this help to your work
2. Brainstorm the script – write and describe story
3. Divide roles among youth, practice your lines, create a scene
4. Communicate with public
5. Have a person to introduce public with the story, how performance will go
6. Do te play once/ reflect with the public/do the play second time allowing the public to raise a hand, stop into the play and change course of play



### **desired effect:**

- Awareness of social issues
- Raising the voice of victims
- Research issue
- Writing script
- Acting
- Public appearance



### **number and description of participants:**

cca. 7 up to 10, 15 – 30 years.



### **necessary materials:**

Paper, reports, stage, material for stage

## method name and duration:

**advisory board, up to 3 hours for meeting, up to 6 meetings in a year**



### **method's purpose:**

Create cross-sector net in the community for better impact on youth and solving youth issue and problem in the local community.



### **description of the method:**

This method is not for work with youth, but the method which helps us in work with youth.

The first step will be to recognize the local organization, institutions, and local authorities who are actively working with the youth. If it is possible to identify and contacts the specific person from an organization which is in direct contact in youth. Organize meeting on which you will invite all of them and present them the idea of Advisory board.



### **desired effect:**

- faster information flow in the local community
- more ideas for solving youth problems and issue
- more creative process in planning youth activity
- better recognition of youth needs
- the diversity of youth access
- diversity in youth method



### **number and description of participants:**

It depends on local community up to 10 members - representatives of locals organization, institutions, and local authorities. ( Schools, city library, employment services, city hall, police, etc.)



### **necessary materials:**

Room for meeting.

## method name and duration: debate, 30 min



### **method's purpose:**

To develop the youth's critical thinking skills and learn how actively listen to opinions that are different from their own. Additionally, to express their own opinion in a respectful manner using facts to support that opinion.



### **description of the method:**

The participants are divided into two different teams by the facilitator. The participants are not aware of what team they will be assigned to represent. The topic of leaving or staying in the country is assigned to the teams randomly by the facilitator tossing a coin. In the beginning, each team is allowed to present their opinion on their team's side (to stay or go). Each side is allowed 2-3 minutes to present. After that the opening statement they are allowed to debate, taking turns. Finally, each side is given 2-3 minutes for closing statements. At the end of the debate, judges decide on which teams win.



### **desired effect:**

To increase the participant's social, and critical thinking skills



### **number and description of participants:**

- Two teams of 10 youth participants, ages 15 - 18
- Each team has a leader that presents the opening and closing statements.
- One facilitator
- Three judges that score the debate



### **necessary materials:**

- Chairs
- Paper/pen to write
- Talking Stick (indicates which team is talking)

**method name and duration:**  
**u18 election circus, 2-3 hours**



**method's purpose:**

Political education, analyze of information received by leaders of political parties, introduction to the election system, parliamentarians and democracy.



**description of the method:**

This activity implementation takes place one week before elections. Results of it are public and are visible at the web page of promoter <https://www.u18.org/willkommen>.

Representatives of political parties are invited for panels and young people from schools coming as audience participants at the panel discussions as well. During the debate, main political topics are addressed and common questions are in it as well. Young people have a chance to ask questions to the representatives of political parties.

Each question takes one funny short game as intro and political candidate who won the game have a chance to answer the question with 90 seconds limit per answer in a relaxed way to actively involve the young guests.

For example, at last, Berlin parliamentary elections, a total of 28.000 young people have voted at U18 election process in Berlin.



**desired effect:**

Young people become more familiar about election system and its influence, work of the parliamentary and election system and with political parties work.



**number and description of participants:**

Young people and adolescents under 18 (U18) years old.



**necessary materials:**

Big working room needs to be organized in 3 parts. First: a big one for an audience with comfortable sitting; second: a stage for presenters; third part for games.

## method name and duration: traffic light, 45 min



Здраво да сте  
Hi Neighbour

### ➤ **method's purpose:**

To raise awareness about safe internet use.

### ➤ **description of the method:**

The facilitator needs to print out questioner for each participant.

They all have to answer the questioner and to give a score to each answer with 0 - never; 1 - just once; 2 - rarely; 3 - often;

Then they have to sum up their results and facilitator is reading results:

0-9 points: Congratulation! You are at the green light! You know how to act properly on the internet.

10-18 points: Watch out! It is a yellow light! Think about some of your acts!

19 points: Warning! Red light! Your internet activities are dangerous, wrong and harmful. Change your behavior. Be aware that some of your jokes can cause pain to someone.

After reading the results, the facilitator asks participants to discuss some of their answers, what is their opinion about internet use and why is this global source of information often abused.

### ➤ **desired effect:**

Youngsters will reflect their internet activities and will become more aware of internet risks they can face. This exercise is also an opportunity for the participants to think about their role as internet users and their impact in the virtual world.

### ➤ **number and description of participants:**

Group size: 30 participants (young people 14 to 17 years)

### ➤ **necessary materials:**

Questionary

Example of the questioner:

1. In the chat room, I present myself as someone else (as someone whom I know)
2. I use the nickname of the person I know to chat at social networks
3. I sent an inappropriate message to someone from the mobile phone of my friend
4. I sent disturbing content from the FB profile of the person I know
5. I use the same e-mail address as one of my friends
6. I was on a date with a person I first met online
7. I was posting and sharing hate speech messages on the internet
8. I published private information and photo of the person I know, without its consent.
9. I sent my private photos to the person I never met in real life
10. In the chat sessions, I post a lie about someone I know
11. I was gossiping someone on the internet
12. I made an Instagram profile for my classmate without his/her consent
13. I use the internet to make a joke or to insult someone
14. I was a part of a Viber group (or some other groups) where one or more persons humiliate someone and I did nothing to stop it
15. I mad online questioner about the person I do not like
16. I participated in online voting for „the ugliest“, „the skinniest“, „the fattest“, „the prettiest“, „the most popular “person
17. On my FB page, I posted questioner that could hurt someone feelings
18. I post provocative content about someone, with his/her mobile number and address
19. I have been involved in chat sessions with people using vulgar expressions or sexually explicit language

These questions are not obligatory; you can create your own.

**method name and duration:**  
**the eggcercise, 60 min**



Здраво да сте  
Hi Neighbour



**method's purpose:**

This exercise is about working together as a team, inclusiveness and interculturality.



**description of the method:**

Prepare the rooms where small groups of participants (max 8) are going to work. For each small group, bind a string around a raw egg and hang the egg from the ceiling, at approximately 1.5-2 m from the ground. Do not wrap the egg too much, if it falls to the ground it should still be able to break... For each small group, put ready to use a pile of old paper, scissors, glue.

Split the large group into small groups of about 6-8 participants each. Introduce the exercise to the group: Exactly 30 minutes after the start of the exercise the facilitator will pass by the room and cut the string holding the egg. As a team, it is their task to build a construction that would prevent the egg from breaking. Some rules apply:

- \* Neither the egg itself nor the string holding it may be touched by the participants or by the material they use

- \* They can only use the material you have prepared for them, (chairs and tables that may be around cannot be put into use!)

3 Watch the groups (you may need one facilitator per groups) and ensure that they observe the rules.

4 After 30 minutes exactly, stop the groups. Make a tour then cut each string and see if the teams have succeeded in preventing the egg from breaking.

5 The debrief can take place in two steps: First in the small groups (optional), then all together, in the large group.

Additional options:

As described, this exercise is about working together as a team. To add a stronger intercultural aspect to the method, you could integrate the exercise into a simulation where one of the members of each team play differently (“cultural”) roles (not being allowed to talk; being very leader-focused vs. accepting no leadership; not being aware of time passing, disagree about everything...). Other members of the team are not aware that one of them is playing a role.

Reflection and evaluation: A debrief can focus on how the team worked together to build the construction.

What did people find most difficult in working together? How did they find compromises? Were they frustrated because of time, ideas, some of the team members? What did people observe? Were there difficulties in communicating with each other? How do different styles in problem-solving influence the character of the teamwork? How did the particular “rule” influence the teamwork?

It is important to not let this become a session where some members of a group are “blamed” for some kind of behavior during the exercise. Rather, try to relate this situation – different working styles, behaviors, preferences, etc. in a team – to real life, especially in intercultural teams. Where are compromises possible?



**desired effect:**

Through this exercise participants are involved in building a team, becoming aware of the abilities of other people, accepting differences and solving the problem together.




**number and description of participants:**

6-30 participants (youth and adults)



**necessary materials:**

One raw egg per 4-5 participants. String to attach the eggs to the ceiling, lots of paper, scissors, old magazines, cardboard, glue. At least 4 by 4 meters of space for each small group of 6 participants.



# project ideas

**Applicant:** PRONI Centre for social education

**Partners:** Association for volunteerism - Volonterski centar Skopje

Unternehmergeellschaft haftungsbeschränkt Roter Baum Berlin

## Type of activity

## Job shadowing

### Problem tree:

1. Main problem
2. Causes
3. Consequences

1. services of youth centers/ organizations are not enough recognized by young people
  - 2.1. prejudices towards youth centers/ organizations
  - 2.2. the bad channel of communication with the youth
  - 2.3. the focus is not on the needs of youngsters
- 3.1. non-involvement
- 3.2. lack of information
- 3.3. inadequate services for youth

### Solution tree:

1. Main aim
2. Specific objectives
3. Results and indicators

1. learn the new methods of reaching and involving young people in services youth centers/organizations
  - 2.1. to improve the work of our organizations in the field of youth
  - 2.2. through learning to improve the communication channel with the young people
  - 2.3. set the focus on the real needs and interests of youngsters
- 3.1. understanding of youth needs and work in line with current trends in the field of youth work
- 3.2. use of more friendly platforms and applications more popular among youngsters
- 3.3. created activities and services that are adjusted, more focused and fit to the youth needs and for the young people

### Program of activity (main outlines):

1. participation at regular Rotter Baum meetings (once a month) and Anna Landsberger (once a week)
2. participation in planning activities and events in the youth center and preparatory activities with the youth
3. getting acquainted with communication channels, planning communication with schools, a refugee center and the local community, and planning adequate activities for which the target group is interested
4. getting to know, track and participate in direct work with young people at Anna Landsberger
5. getting to know the work and practices of other youth centers in Berlin, expanding the network of cooperation with organizations and planning possible future joint activities

**Applicant:** Association for volunteerism Skopje - Volonterski centar Skopje

**Partners:** Međunarodno udruženje "Interaktivne otvorene škole" MIOS

Zdravo da ste - Hi Neighbour

PRONI Centre for social education

## Type of activity

## Non formal education for youth workers

### Problem tree:

1. Main problem
2. Causes
3. Consequences

1. Youth NGO's don't have capacities and tools to deliver quality youth work
2. The way of communication, conservative educational system, inner conflict, lack of awareness about self-actualization, youth workers are not educated and they don't have personal capacities and straight to support youth in non-violent communications
3. Non-effective work with the beneficiary, Social youth workers without enough experience, stress burnout, high turnover.

### Solution tree:

1. Main aim
2. Specific objectives
3. Results and indicators

1. To increase quality youth work of Balkan countries
2. To increase the communication capacities of youth workers, to enable learning possibilities for youth workers, to create a platform for networking and sharing know-how between youth workers
3. Educated youth workers through training models, learning materials and methods used in youth work, connected youth workers in sharing know-how in youth work

### Program of activity (main outlines):

- 2 trainings
- 5 countries organizations, four persons' per country
- 5 days+ 2 days follow up
- Non-violence communication in youth work, toolkit, workshops, ideas on how to use non-violence communication, how NVC can be used in intercultural communication and taboo issues, webinar - a blog for sharing personal games and experiences

**Applicant:** Center for Youth Work, Serbia

**Partners:** Hi Neighbour, Bosnia & Herzegovina

All-Ukrainian Association for Youth Cooperation “Alternative-V”, Ukraine

Circolo Arcci Nuova Associazione-Circolo Territoriale di Chieti, Italy

## Type of activity

## Youth Exchange

### Problem tree:

1. Main problem
2. Causes
3. Consequences

1. Rising level of alcohol consumption among young people
  - 2.1. Young people don't have an alternative
  - 2.2. Availability of alcohol
  - 2.3. Peer pressure
- 3.1. The passiveness of young people
- 3.2. Different types of violence
- 3.3. Dysfunctional life as a repetitive model of behavior

### Solution tree:

1. Main aim
2. Specific objectives
3. Results and indicators

1. To prevent alcohol consumption among young people in Europe
  - 2.1. To empower young people to understand alcohol norm
  - 2.2. To empower young people to create and facilitate activities for their peers in a safe environment
  - 2.3. To promote healthy lifestyles by increasing the opportunities for quality leisure time for young people through cultural, sporting activities and youth activism
- 3.1. Increased number of young people are aware of alcohol impact on their lifestyle
- 3.2. Increased number of young people engaged in creation of the activities for local community – Young leaders in local communities
- 3.3. Young people are capable of making informed decisions

### Program of activity (main outlines):

1. Training sessions: Team building activities
2. Training sessions: Fake free methodology
3. Study visit to a local organization
4. Show & tell: after work socializing activities by and for participants and locals
5. Public event/performance

**Applicant:** MKC Slovenj Gradec (Slovenia)

**Partners:** Roter Baum (Berlin, Germany)

GSM Genclik serviseri merkezi dernegi (Turkey)

## Type of activity

## Youth Exchange

### Problem tree:

1. Main problem
2. Causes
3. Consequences

1. Upbringing, tradition/history, educational system, religion, economic & social status, populist politics
2. Intolerance of/to other cultures among youth in Europe
3. Fear of the unknown, stereotypes, nationalism, protectionism, racism, hate speech, violence

### Solution tree:

1. Main aim
2. Specific objectives
3. Results and indicators

- 1.1. To have a different multicultural upbringing
- 1.2. Providing multicultural environment & experiences
- 1.3. To offer a non-formal education about culture/tradition, that youth doesn't get an informal education
2. To increase tolerance to/of other cultures among youth
- 3.1. Reduced fear of the unknown
- 3.2. Reduced stereotypes
- 3.3. Reduced racism
- 3.4. Building respect (and curiosity) to other cultures
- 3.5. General knowledge
- 3.6. Better relationship & world

### Program of activity (main outlines):

- 3 partner countries, 3 youth exchanges;
  - timeframe: autumn, winter, spring;
  - youth participants need to be interested in a different form of arts (theatre, music, dance, film, etc.)
  - 10 days per (one) youth exchange
- Framework program:
- ice breaking/team building;
  - dividing into groups (theatre, music, dance, film, etc. – it depends on the participant's skills)
  - presenting countries and discussing stereotypes, exploring the topic chosen by the hosting country and creating a performance based on the interpretation of the culture&the chosen topics (local legends, fairy tales, etc.);
  - presenting the play/performance to the local community&schools and also street performance;

**publisher**

PRONI Center for Social Education  
Kralja Zvonimira 15, 31000 Osijek  
www.proni.hr

**authors and editors**

Karolina Šoš Živanović  
Sam Stuck

**graphic design**

Nikolina Blagojević

**photo**

Igor Stojilović  
Zdenka Radić

**project info**

**For more project info please contact PRONI office Vukovar: Email: [icm-vu@pronih.hr](mailto:icm-vu@pronih.hr) or Tel: +385/32-450-106**

**project holder: PRONI centre for social education**

**partners:**

**List of partners you can see in "Participating organization". All partners provide information for themselves (organization ID's and methods they use). PRONI Centre is not responsible for the content of it.**

This publication was created under the "Make contact - connect" project, funded by the European Union under Erasmus +.

The content of this publication reflects exclusively the author's position and the Commission can not be held liable when using the information contained therein.

